


Oman Telecommunications Company SAOG and its subsidiaries


3


Condensed consolidated statement of financial position as at 30 September 2019 (unaudited)

	Note	Unaudited 30 September 2019 RO'000	Audited 31 December 2018 RO'000
Assets			
Current assets			
Cash and bank balances	4	503,806	503,423
Trade and other receivables		820,259	824,668
Contract assets		98,112	93,919
Inventories		62,180	68,506
Investment securities at FVTPL		18,803	29,759
Investment securities at amortised cost		1,000	1,000
Assets of disposal group held for sale	5	20,171	9,453
Total current assets		1,524,331	1,530,728
Non-current assets			
Contract assets		25,437	20,916
Investment securities at FVTPL		30,582	32,947
Investment securities at FVOCI		6,349	8,692
Investment securities at amortised cost		2,000	2,000
Investments in associates and joint ventures	6	106,177	99,916
Other assets		19,923	19,571
Property and equipment	7	2,046,455	2,019,986
Right of use assets	3	236,339	-
Intangible assets and goodwill	8	3,574,456	3,579,664
Total non-current assets		6,047,718	5,783,692
Total assets		7,572,049	7,314,420
Liabilities and equity			
Current liabilities			
Trade and other payables		1,361,707	1,393,387
Contract liability		138,491	169,855
Lease liabilities		55,542	-
Liabilities of disposal group held for sale	5	6,209	-
Borrowings	9	352,152	555,941
Total current liabilities		1,914,101	2,119,183
Non-current liabilities			
Lease liabilities		197,836	-
Other non-current liabilities	10	603,904	499,956
Borrowings	9	2,280,515	2,081,735
Total non-current liabilities		3,082,255	2,581,691
Total liabilities		4,996,356	4,700,874
Equity			
Capital and reserves			
Share capital	11	75,000	75,000
Legal reserve	13	25,000	25,000
Voluntary reserve	13	49,875	49,875
Capital reserve	13	36,893	-
Capital contribution	13	7,288	44,181
Foreign currency translation reserve	13	(59,961)	(60,796)
Investment fair valuation	13	(1,432)	(898)
Hedging reserve	21	(3,475)	2,262
Other reserves		39	39
Retained earnings		421,033	412,844
Attributable to the shareholders of Parent Company		550,260	547,507
Non-controlling interests		2,025,433	2,066,039
Total equity		2,575,693	2,613,546
Total liabilities and equity		7,572,049	7,314,420

The condensed consolidated interim financial information was approved and authorized for issue by the Board of Directors on 12 November 2019.


Chairman


Director


Chief Executive Officer

The accompanying notes are an integral part of this condensed consolidated interim financial information.